



ಬೃಹತ್ ಬೆಂಗಳೂರು ಮಹಾನಗರ ಪಾಲಿಕೆ
Bruhat Bengaluru Mahanagara Palike



BBMP COVID-19 WAR ROOM 05.09.2022



OVERVIEW OF COVID-19 IN BENGALURU



CASE TRENDS

ACTIVE CASES **3,228**

Confirmed Cases

276

18,66,836 #

Recovered Cases

511

18,46,625 #

Death Cases

0

16,983 #



HOSPITALIZATION

52

ICU – V

-

ICU

12

HDU

-

General

40

INCLUDES GOVT. QUOTA AND PRIVATE WALK-IN HOSPITALIZATION



VACCINATION

1,094

2,04,95,589 #

First Dose

33

96,70,866 #

Second Dose

118

94,57,112 #

Precaution Dose

943

12,49,485 #



TRIAGING

MTU

5

Tele Triage

210



ACTIVE CLUSTERS

9

Budding Clusters (<5 Cases)

9

Clusters (> 5 cases)

0



TESTING

9,397

3,15,66,336 #

RAT

2,073

RTPCR

7,324

Positivity : 3.57%

*FOR LAST 7 DAYS

: indicates cumulative numbers till date



ABSTRACT OF COVID-19 SCENARIO IN BENGALURU


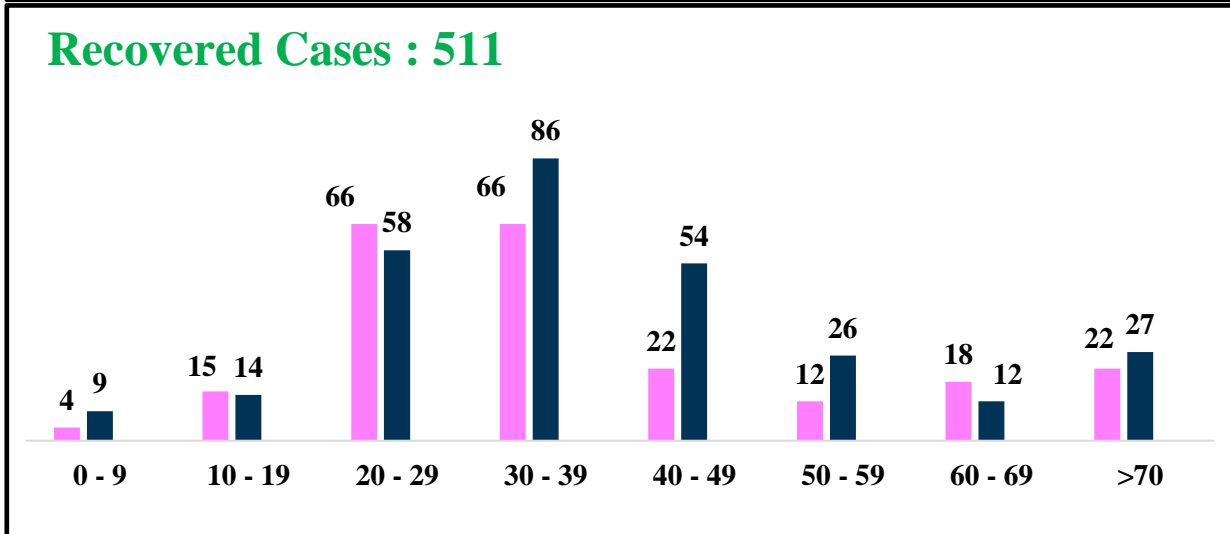
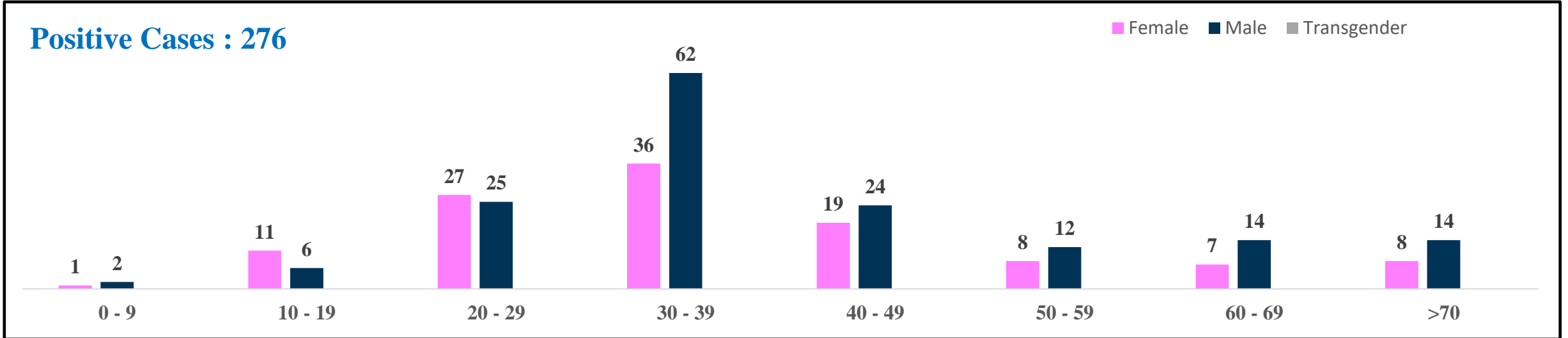


	MALE			FEMALE			TRANSGENDER			TOTAL		
	Last 24 Hours	Last 7 Days	Cumulative	Last 24 Hours	Last 7 Days	Cumulative	Last 24 Hours	Last 7 Days	Cumulative	Last 24 Hours	Last 7 Days	Cumulative
Positive Cases	159	1,777	11,00,474	117	1,399	7,65,470	0	0	196	276	3,176	18,66,836
Recovered Cases	286	2,495	10,87,638	225	2,176	7,58,894	0	0	186	511	4,671	18,46,625
Death Cases	0	0	10,755	0	0	6,224	0	0	4	0	0	16,983
Total Tests Done	In Last 24 hrs. : 9,397			In last 7 days : 89,018			Cumulative : 3,15,66,336					
Vaccine Doses Administered	In Last 24 hrs. : 1,094			In last 7 days : 20,911			Cumulative : 2,04,95,589					
ACTIVE CASES									3,228			

*Covid deaths occurred today : 00 | Covid deaths occurred beyond last 24hrs., reported today : 00

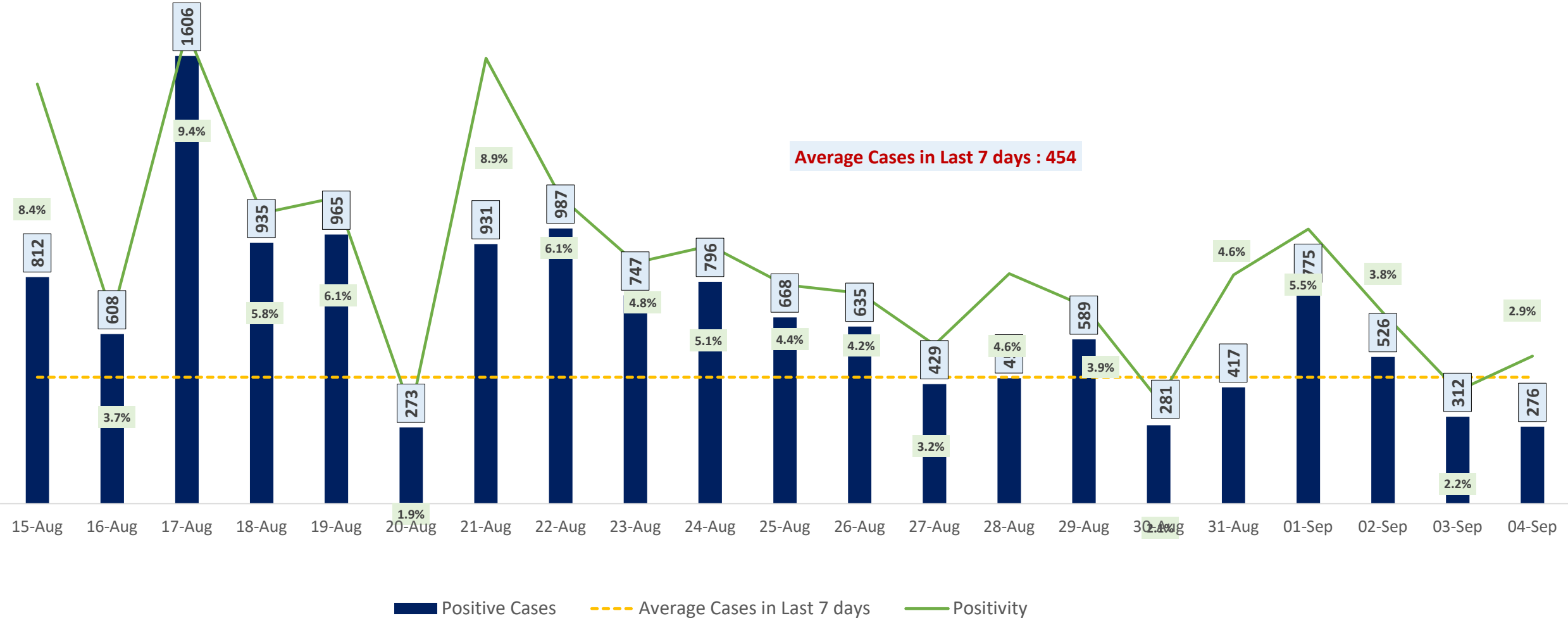


LAST 24 HOURS AGE GROUP AND GENDER WISE DISTRIBUTION





POSITIVITY RATE OF BENGALURU – LAST 21 DAYS





TESTING TRENDS IN BENGALURU

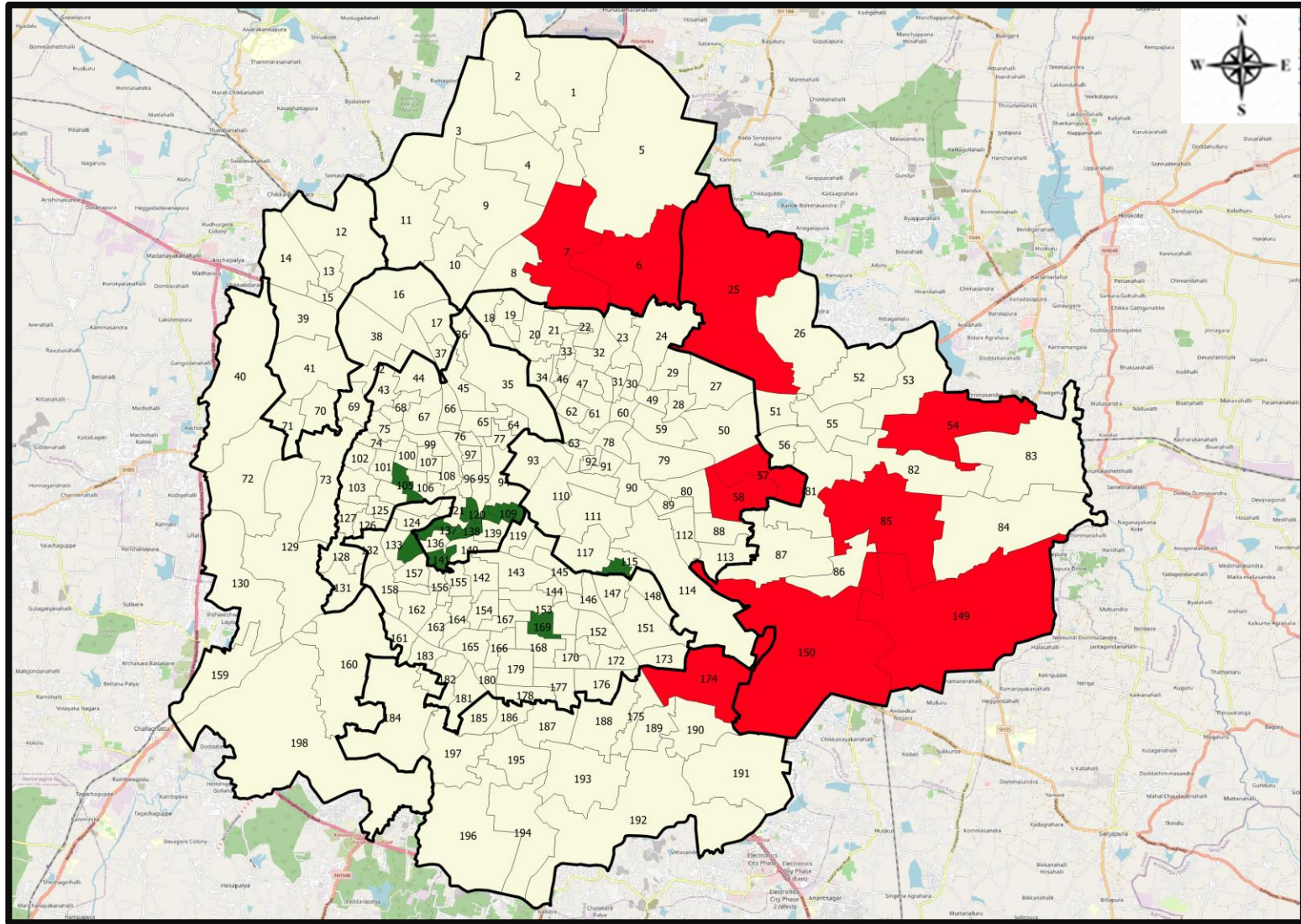


Total Test Conducted Till Date	Test Conducted Last 24 hours	Last 7 Days Average
3,15,66,336	9,397	12,717





BENGALURU URBAN MAP SHOWING TREND OF POSITIVE CASES IN LAST 7 DAYS



Top 10 wards reporting highest number of positive cases in last 7 days

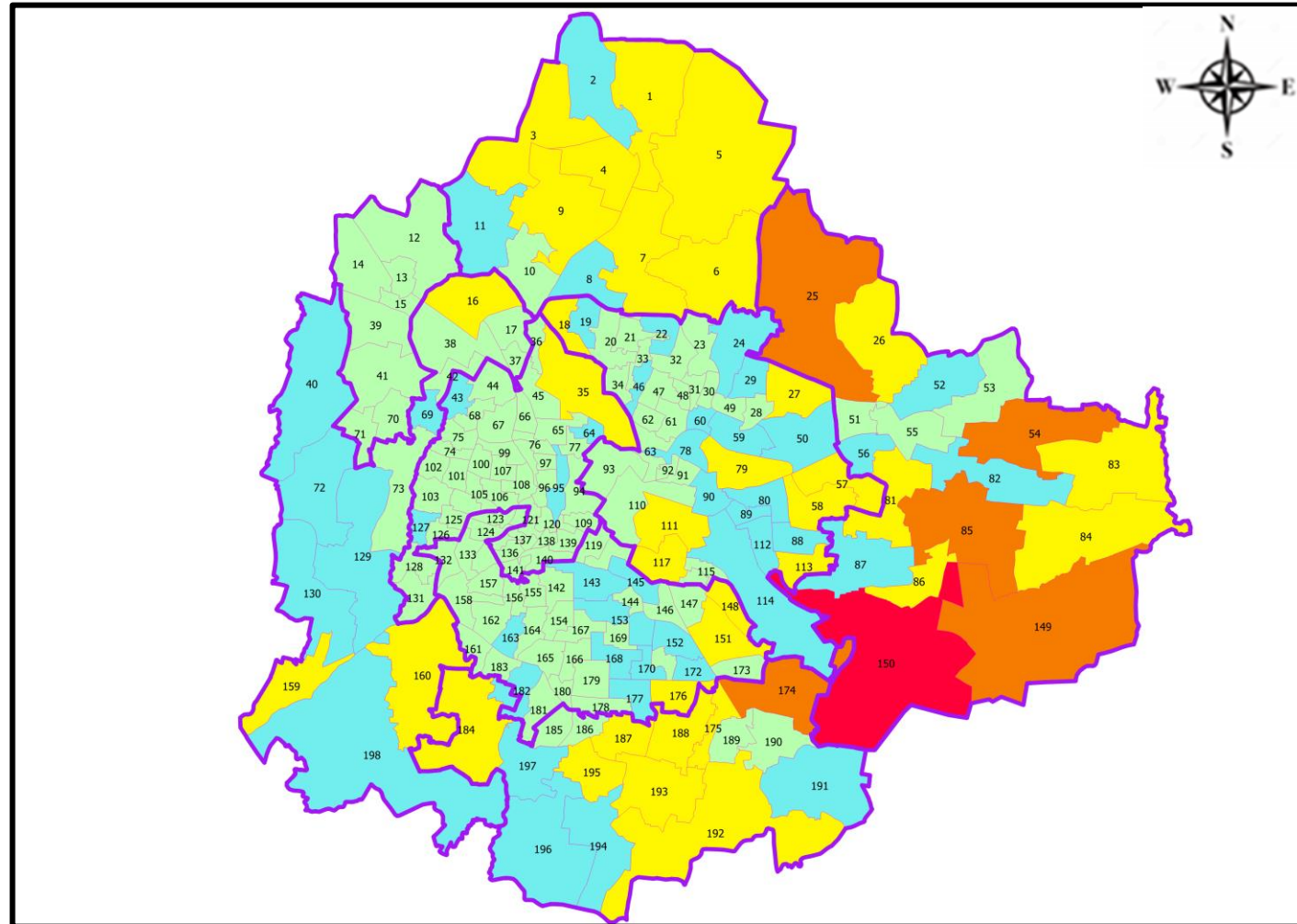
Ward No.	Ward Name	Daily Cases Average
150	Bellanduru	30
174	HSR Layout	14
149	Varthuru	12
25	Horamavu	12
54	Hudi	11
85	Dodda Nekkundi	11
6	Thanisandra	10
57	CV Raman Nagar	9
58	New Tippasandra	9
7	Byatarayanapura	8







Top 10 wards reporting least number of positive cases in last 7 days

Ward No.	Ward Name	Daily Cases Average
169	Byrasandra	0
141	Azad Nagar	0
138	Chalavadipalya	0
137	Rayapura	0
135	Padarayanapura	0
134	Bapuji Nagar	0
120	Cottonpete	0
116	Nilasandra	0
109	Chickpete	0
105	Agrahara Dasarahalli	0



BENGALURU MAP SHOWING INTENSITY OF POSITIVE CASES IN LAST 7 DAYS



-  **Level 1 : 0 to 10 Cases**
-  **Level 2 : 10 to 25 Cases**
-  **Level 3 : 25 to 75 Cases**
-  **Level 4 : 75 to 150 Cases**
-  **Level 5 : More than 150 Cases**
-  **Zone Boundaries**

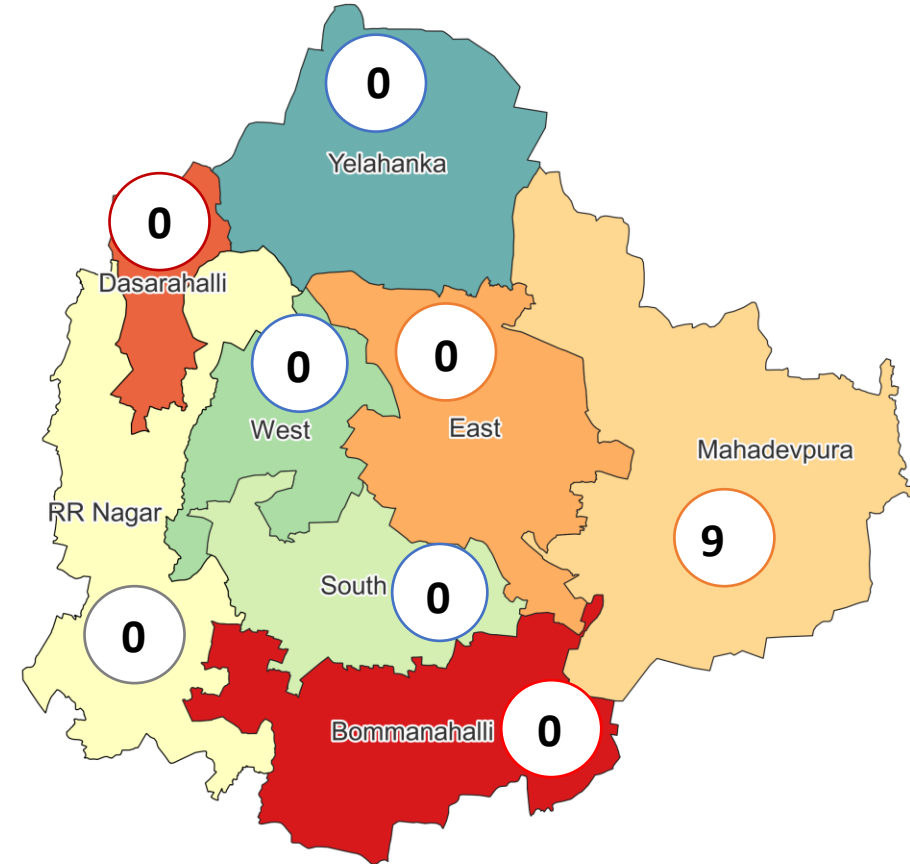


CLUSTER DETAILS



Zone Name	TOTAL CLUSTERS	Budding Clusters	Clusters	Outbreaks
		Less Than 5 Cases	5 To 14 Cases	More Than 14 Cases
BOMMANAHALLI	0 (-)	0 (-)	0 (-)	0 (-)
DASARAHALLI	0 (-)	0 (-)	0 (-)	0 (-)
EAST	0 (-)	0 (-)	0 (-)	0 (-)
MAHADEVPURA	9 (-)	9 (-)	0 (-)	0 (-)
RR NAGAR	0 (-)	0 (-)	0 (-)	0 (-)
SOUTH	0 (-)	0 (-)	0 (-)	0 (-)
WEST	0 (-)	0 (-)	0 (-)	0 (-)
YELAHANKHA	0 (-)	0 (-)	0 (-)	0 (-)
TOTAL	9 (-)	9 (-)	0 (-)	0 (-)

Total Active Clusters



Types of Clusters

Zone Name	Apartments/ Villa	Individual House	Hostels/Quarters	Others	Schools/Colleges
BOMMANAHALLI	0 (-)	0 (-)	0 (-)	0 (-)	0 (-)
DASARAHALLI	0 (-)	0 (-)	0 (-)	0 (-)	0 (-)
EAST	0 (-)	0 (-)	0 (-)	0 (-)	0 (-)
MAHADEVPURA	9 (-)	0 (-)	0 (-)	0 (-)	0 (-)
RR NAGAR	0 (-)	0 (-)	0 (-)	0 (-)	0 (-)
SOUTH	0 (-)	0 (-)	0 (-)	0 (-)	0 (-)
WEST	0 (-)	0 (-)	0 (-)	0 (-)	0 (-)
YELAHANKHA	0 (-)	0 (-)	0 (-)	0 (-)	0 (-)
TOTAL	9 (-)	0 (-)	0 (-)	0 (-)	0 (-)

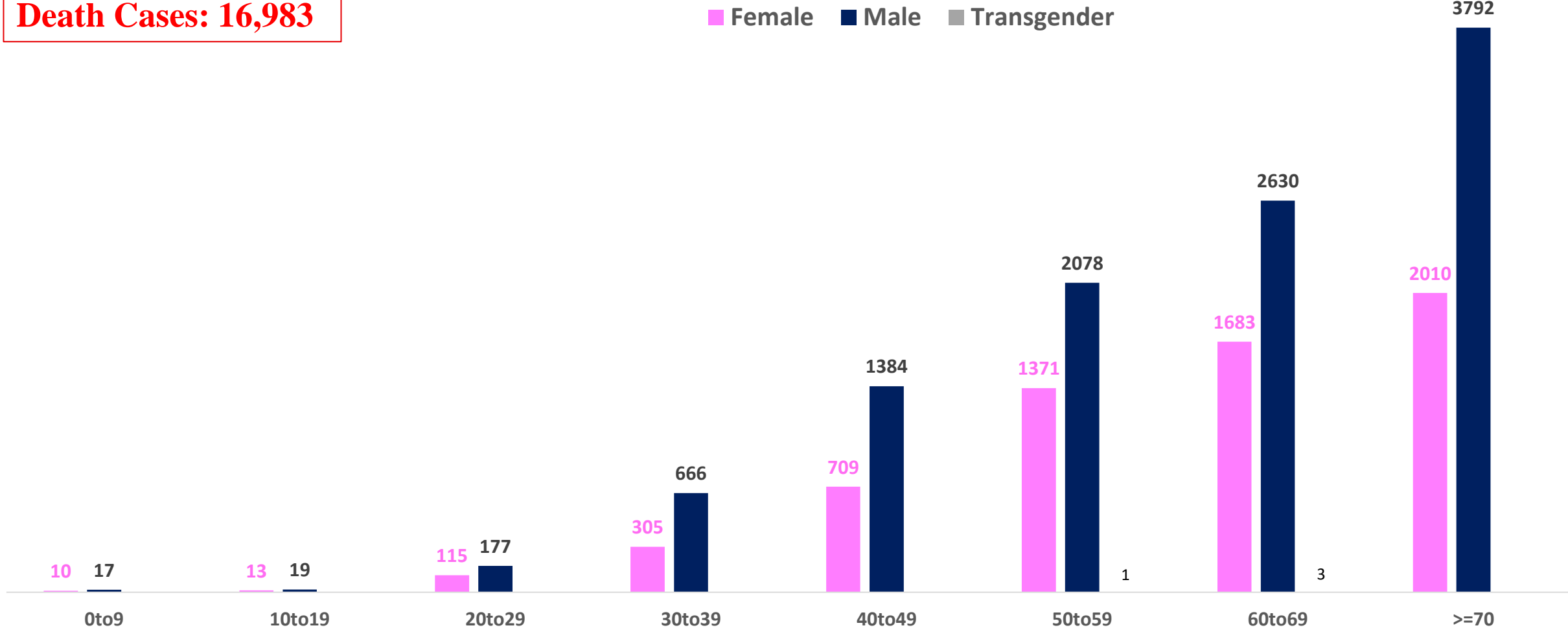
▲▼ : Shows increase and decrease in numbers as compared to previous day



AGE AND GENDER WISE DISTRIBUTION OF DEATH CASES



Death Cases: 16,983





VACCINATION COVERAGE AS ON 04.09.2022



Total Doses Administered

2,04,95,589

▲ 1,094

Total 12-14 years Population : 2.82 Lakhs

1ST DOSE

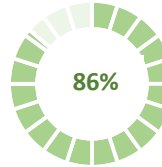


100%

2,93,323
Doses administered

▲ 7

2ND DOSE



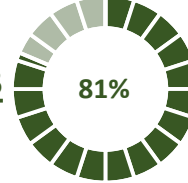
86%

2,43,013
Doses administered

▲ 50

Total 15-18 years Population : 4.42 Lakhs

1ST DOSE

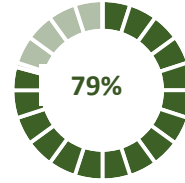


81%

3,59,615
Doses administered

▲ 3

2ND DOSE



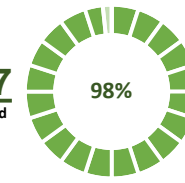
79%

3,49,957
Doses administered

▲ 25

Total adult Population : 91.7 Lakhs

1ST DOSE

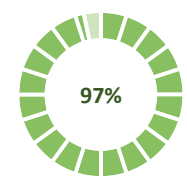


98%

90,17,928
Doses administered

▲ 23

2ND DOSE



97%

88,64,142
Doses administered

▲ 46

Priority Group*

Health Care Workers

Dose 1

2,10,388

Doses administered

▲ 0

Dose 2

2,07,115

Doses administered

▲ 0

Frontline Workers

Dose 1

3,81,992

Doses administered

▲ 0

Dose 2

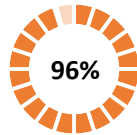
3,73,390

Doses administered

▲ 4

45 – 59 Years Coverage

Dose 1

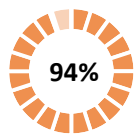


96%

16,95,752
Doses administered

▲ 1

Dose 2



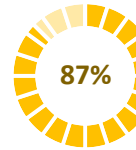
94%

16,73,758
Doses administered

▲ 5

18 - 44 Years Coverage

Dose 1

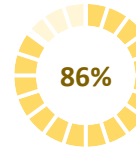


87%

57,49,138
Doses administered

▲ 20

Dose 2



86%

56,44,845
Doses administered

▲ 32

60 + Years Coverage

Dose 1



100%

9,80,658
Doses administered

▲ 2

Dose 2



100%

9,65,034
Doses administered

▲ 5

PRECAUTION DOSE



12,49,485

Doses administered

▲ 943

PRECAUTION DOSES ADMINISTERED

Health Care Workers

95,387

Booster Doses administered

▲ 9

Front Line Workers

1,37,246

Booster Doses administered

▲ 22

60 + Years Coverage

3,86,338

Booster Doses administered

▲ 110

18 + Years Coverage

6,30,514

Booster Doses administered

▲ 802

▲ indicates the increase in last 24 hours



COVID-19 SCENARIO IN BENGALURU AND OTHER METROPOLITAN CITIES



CITY NAME	Positive Cases	Active Cases	Recovered	Deceased	Vaccine Doses Administered
New Delhi	20,00,423	1,292	19,72,654	26,477	3,67,07,129
Bengaluru*	18,66,836	3,228	18,46,625	16,983	2,36,12,318
Mumbai	11,44,969	3,183	11,22,079	19,707	2,20,47,932
Chennai	7,87,710	2,141	7,76,500	9,069	1,12,03,015

Source : <https://dashboard.cowin.gov.in/> at 6:30pm (05.09.2022)
Source : <https://www.covid19bharat.org/> at 6:30pm(05.09.2022)

*includes BBMP & Bengaluru Urban



SNAPSHOT OF COVID-19 CASES IN BENGALURU URBAN



**Total Wards With
< =10 Cases* :
115**

**Tests Conducted
on 04.09.2022:
9,397**

**Recovery
Rate*:
98.92%**

**Total
Active Cases :
3,228**

**Total Vaccinated
on 04.09.2022:
1,094**

**Positivity
Rate* :
3.57%**

**Active
Rate*:
0.17%**

**Case
Fatality Rate* :
0.00%**





*Total positive cases In the past 7 days

*CFR and positivity is for Past 7 days



ಬೃಹತ್ ಬೆಂಗಳೂರು ಮಹಾನಗರ ಪಾಲಿಕೆ
Bruhat Bengaluru Mahanagara Palike

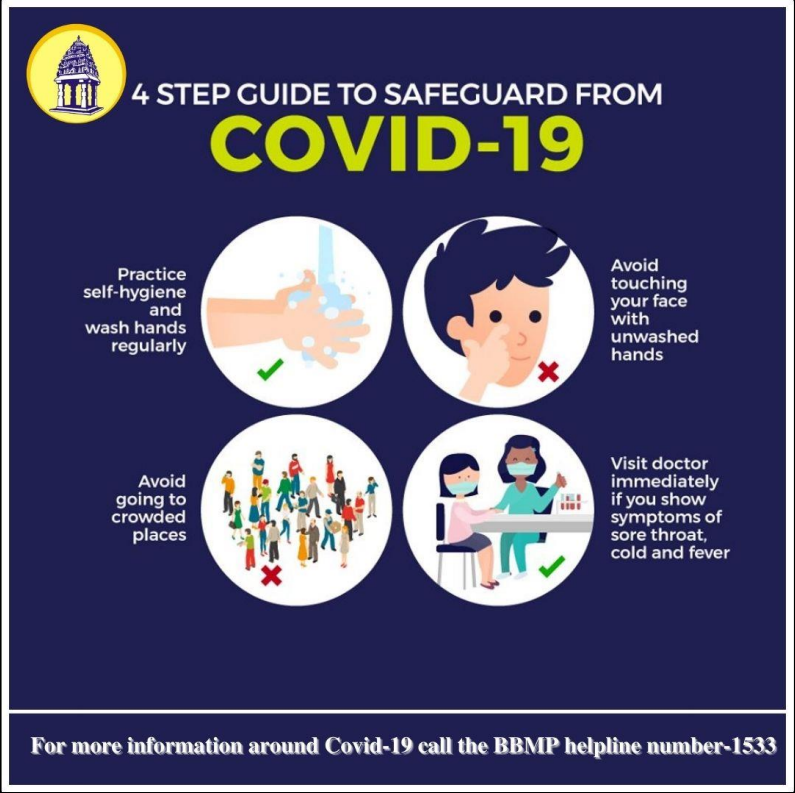


Download BBMP Bulletin	https://apps.bbmpgov.in/covid19/mediabulletin.php
To register for vaccination :	https://selfregistration.cowin.gov.in/
BBMP COVID19 Dashboard:	https://apps.bbmpgov.in/covid19/
Follow us on:	 www.facebook.com/bbmp.comm1/
	 twitter.com/BBMPCOMM
	  BBMPSplHealth

Issued by:

Honorable Chief Commissioner, BBMP
Special Commissioner Health & IT, BBMP
MD, Bengaluru Smart City Limited

THANK YOU !



4 STEP GUIDE TO SAFEGUARD FROM COVID-19

- Practice self-hygiene and wash hands regularly
- Avoid touching your face with unwashed hands
- Avoid going to crowded places
- Visit doctor immediately if you show symptoms of sore throat, cold and fever

For more information around Covid-19 call the BBMP helpline number-1533

